

# Ohio

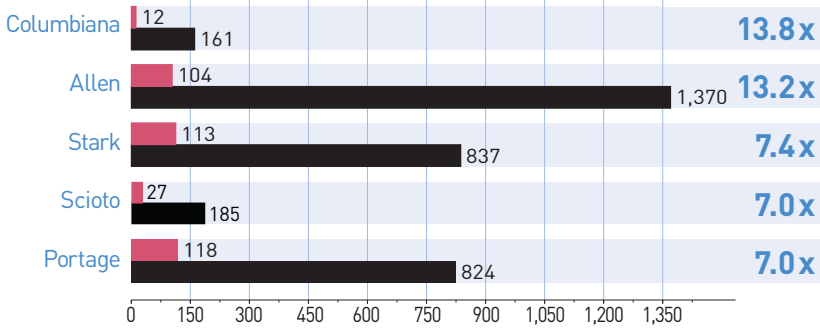
Blacks are **4.1** times more likely than whites to be arrested for marijuana possession

## Racial Disparities In Marijuana Possession Arrest Rates\*

### Counties with the largest disparities

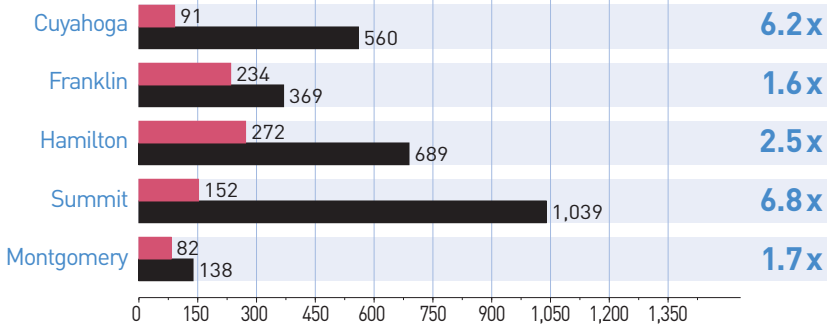
Population size >30,000, Black population >2%

Times more likely Blacks arrested

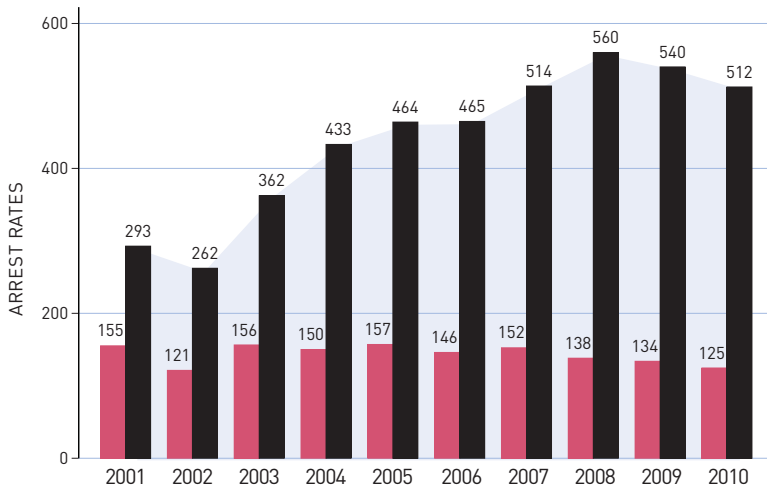


### Counties with the largest population

Includes all counties, listed in order of size



### Statewide marijuana possession arrest rates 2001-2010



## Arrest Rates



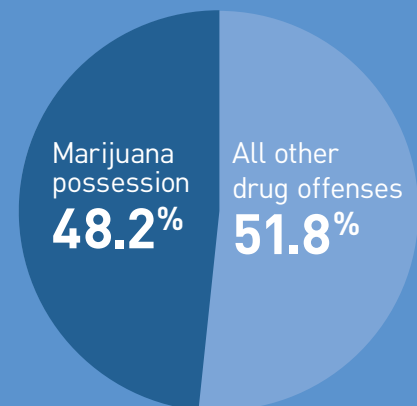
## All counties with racial disparities above the national average (3.73)



### Cost

Money spent enforcing marijuana possession laws in 2010: **\$120,148,064**

### Drug Arrests by Offense in 2010



White arrest rate | Source: FBI / Uniform Crime Reporting Program Data and U.S. Census Data  
Black arrest rate | \*All arrest rates are per 100,000 and based on 2010 data